
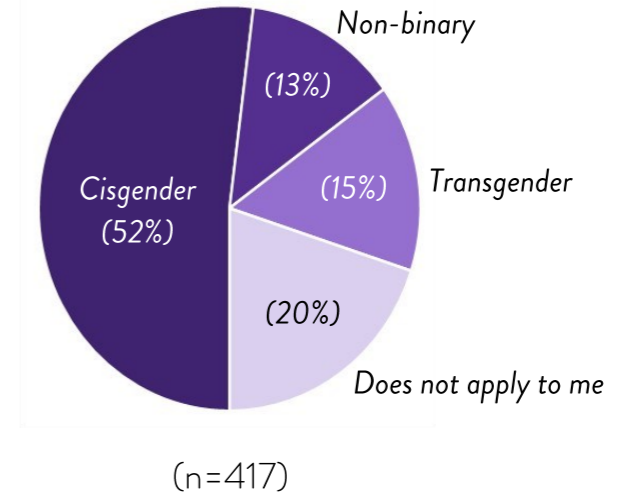
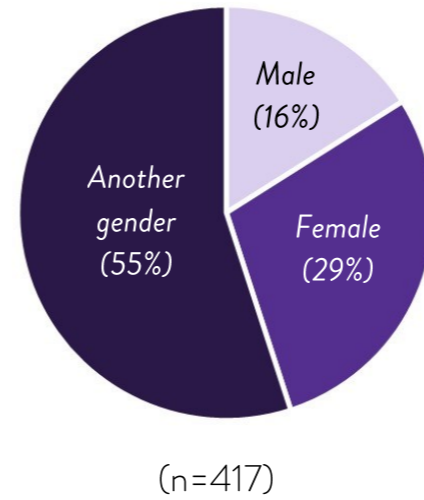


MANALAGI COMMUNITY SURVEY INFOGRAPHIC:

DEMOGRAPHICS

The Manalagi Project surveyed 750 Pacific Rainbow+ individuals and their allies across Aotearoa-New Zealand for 7 months (February to August) in 2022.

Of the 750 responses recorded, 482 identified as a member of the Pacific Rainbow+ community or were questioning.



(n=415)

47%
POSSESSES A BACHELOR DEGREE OR HIGHER



(n=415)


54%
ARE IN FULL TIME WORK/STUDY
10%
ARE LOOKING FOR PAID EMPLOYMENT




(n=405)

29%
EARNING \$20,000 OR LESS PER YEAR
10%
EARNING \$110,000 OR MORE PER YEAR


5% are intersex
6% live with a physical disability
10% are neurodivergent
(n=415)




45%
SAMOAN (n=414)



43%
MULTIETHNIC + PAKEHA (n=271)



37%
PACIFIC + MĀORI (n=271)



80%
AGED UNDER 40
(n=705)



79%
BORN IN AOTEAROA
(n=442)

